



#1358 Entwined 3 Letter Monogram – 6"

Key:

S – Stitch Count

C - # of Colors

H - Height

W – Width

File Name Key

Middle – Letters for the middle of the monogram

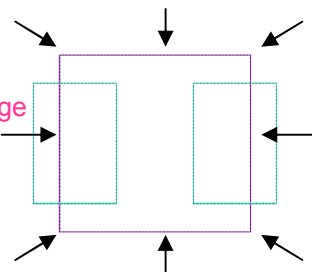
Side – Letters for the right & left side of the monogram

Example: 1358_H_MiddleEntwinedMonogram6in = Middle H

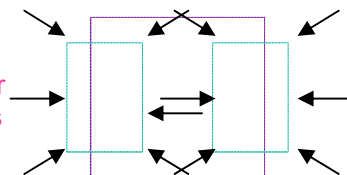
Template Instructions – use the template file to help you easily align the 3 letter monogram. Follow the simple steps below:

- Insert/merge the template file along with the 3 letters. Insert the files in the order that you want them to stitch.
- Place the letters in their spaces starting with the middle letter. It will be placed in the middle of the purple guidelines.
- Now put each side letter in place between the turquoise guidelines. Some of the side letters may be a little wider or more narrow than the guideline boxes, so just center in the box or move to the left or right to make everything look centered. **For instance**, the N shown in the picture below is more narrow and it looked better to move it to the far left side of the box to give the C more room.
- Once all is aligned inside the template, just delete the template.

Purple Box is for large middle letter



Aqua Boxes are for smaller side letters



Contact Us
AKDesigns Boutique

CustomerService@AKDesignsBoutique.com

www.akdesignsboutique.com

Copyright 2010



#1358 Entwined 3 Letter Monogram – 6"

Key:


























S – Stitch Count
C – # of Colors
H – Height
W – Width

File Name Key

Middle – Letters for the middle of the monogram

Side – Letters for the right & left side of the monogram

Example: 1358_H_MiddleEntwinedMonogram6in = Middle H

 <p>S 9353 C 1 H 5.90 W 6.16</p> <p>1358 A MiddleEntw</p>	 <p>S 3905 C 1 H 3.86 W 2.50</p> <p>1358 A SideEntw</p>	 <p>S 11709 C 1 H 5.86 W 6.16</p> <p>1358 B MiddleEntw</p>	 <p>S 4329 C 1 H 3.87 W 2.57</p> <p>1358 B SideEntw</p>	 <p>S 11771 C 1 H 5.92 W 6.25</p> <p>1358 C MiddleEntw</p>
 <p>S 3428 C 1 H 3.87 W 2.40</p> <p>1358 C SideEntw</p>	 <p>S 9594 C 1 H 5.93 W 6.14</p> <p>1358 D MiddleEntw</p>	 <p>S 4217 C 1 H 3.87 W 2.63</p> <p>1358 D SideEntw</p>	 <p>S 11846 C 1 H 5.90 W 6.20</p> <p>1358 E MiddleEntw</p>	 <p>S 3761 C 1 H 3.91 W 2.29</p> <p>1358 E SideEntw</p>
 <p>S 10192 C 1 H 5.92 W 6.18</p> <p>1358 F MiddleEntw</p>	 <p>S 3951 C 1 H 3.88 W 2.39</p> <p>1358 F SideEntw</p>	 <p>S 11169 C 1 H 5.89 W 6.19</p> <p>1358 G MiddleEntw</p>	 <p>S 3376 C 1 H 3.90 W 2.32</p> <p>1358 G SideEntw</p>	 <p>S 11598 C 1 H 5.90 W 6.22</p> <p>1358 H MiddleEntw</p>
 <p>S 4377 C 1 H 3.86 W 2.60</p> <p>1358 H SideEntw</p>	 <p>S 10787 C 1 H 5.90 W 6.14</p> <p>1358 I MiddleEntw</p>	 <p>S 3774 C 1 H 3.87 W 2.33</p> <p>1358 I SideEntw</p>	 <p>S 11763 C 1 H 5.86 W 6.20</p> <p>1358 J MiddleEntw</p>	 <p>S 3902 C 1 H 3.90 W 2.28</p> <p>1358 J SideEntw</p>
 <p>S 11098 C 1 H 5.88 W 6.16</p> <p>1358 K MiddleEntw</p>	 <p>S 4399 C 1 H 3.87 W 2.60</p> <p>1358 K SideEntw</p>	 <p>S 9295 C 1 H 5.81 W 5.91</p> <p>1358 L MiddleEntw</p>	 <p>S 3941 C 1 H 3.86 W 2.56</p> <p>1358 L SideEntw</p>	 <p>S 11708 C 1 H 5.87 W 6.19</p> <p>1358 M MiddleEntw</p>



#1358 Entwined 3 Letter Monogram – 6"

Key:














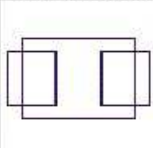














S – Stitch Count
C – # of Colors
H – Height
W – Width

File Name Key

Middle – Letters for the middle of the monogram

Side – Letters for the right & left side of the monogram

Example: 1358_H_MiddleEntwinedMonogram6in = Middle H

 S 4803 C 1 H 3.87 W 2.99 1358 M SideEntw	 S 10307 C 1 H 5.89 W 6.14 1358 N MiddleEn	 S 3687 C 1 H 3.87 W 2.38 1358 N SideEntw	 S 11315 C 1 H 5.89 W 6.14 1358 O MiddleEn	 S 3050 C 1 H 3.87 W 2.40 1358 O SideEntw
 S 9659 C 1 H 5.90 W 5.98 1358 P MiddleEn	 S 3478 C 1 H 3.87 W 2.32 1358 P SideEntw	 S 12281 C 1 H 5.89 W 6.14 1358 Q MiddleEn	 S 3492 C 1 H 3.87 W 2.40 1358 Q SideEntw	 S 11307 C 1 H 5.92 W 6.19 1358 R MiddleEn
 S 4180 C 1 H 3.88 W 2.59 1358 R SideEntw	 S 12713 C 1 H 5.90 W 6.32 1358 S MiddleEn	 S 3779 C 1 H 3.87 W 2.41 1358 S SideEntw	 S 1659 C 2 H 6.00 W 8.16 1358 Template S	 S 8973 C 1 H 5.87 W 6.14 1358 T MiddleEn
 S 3438 C 1 H 3.87 W 2.35 1358 T SideEntw	 S 10155 C 1 H 5.86 W 6.18 1358 U MiddleEn	 S 3915 C 1 H 3.86 W 2.35 1358 U SideEntw	 S 9163 C 1 H 5.85 W 6.03 1358 V MiddleEn	 S 3430 C 1 H 3.86 W 2.39 1358 V SideEntw
 S 11867 C 1 H 5.86 W 6.15 1358 W MiddleEn	 S 4718 C 1 H 3.88 W 2.65 1358 W SideEntw	 S 9155 C 1 H 5.85 W 6.20 1358 X MiddleEn	 S 3054 C 1 H 3.86 W 2.37 1358 X SideEntw	 S 11017 C 1 H 5.86 W 6.22 1358 Y MiddleEn
 S 3683 C 1 H 3.88 W 2.33 1358 Y SideEntw	 S 8885 C 1 H 5.94 W 6.17 1358 Z MiddleEn	 S 3507 C 1 H 3.85 W 2.34 1358 Z SideEntw		