



#1361 Entwined 3 Letter Monogram – 1" & .7"

Key:

S – Stitch Count
C – # of Colors
H – Height
W – Width



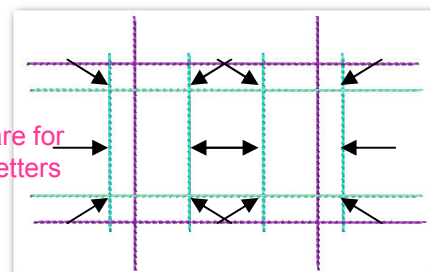
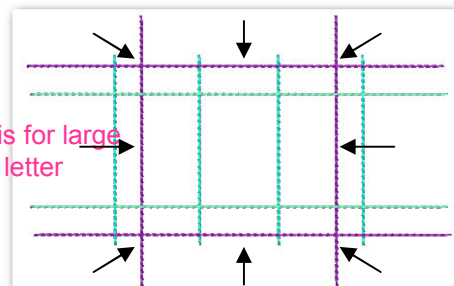
File Name Key

Middle – Letters for the middle of the monogram
Side – Letters for the right & left side of the monogram
Example: #1361EntwinedMonogram1inMiddleL = Middle L

Tip – use an extra sheet of tear-a-way stabilizer because the letters are small with lots of small stitches, so you'll need extra stabilization.

Template Instructions – use the template file to help you easily align the 3 letter monogram. Follow the simple steps below:

- Insert/merge the template file along with the 3 letters. Insert the files in the order that you want them to stitch.
- Place the letters in their spaces starting with the middle letter. It will be placed in the middle of the purple guidelines.
- Now put each side letter in place between the turquoise guidelines. Some of the side letters may be a little wider or more narrow than the guideline boxes, so just center in the box or move to the left or right to make everything look centered. **For instance**, the N shown in the picture is more narrow and it looked better to move it to the far left side of the box to give the C more room.
- Once all is aligned inside the template, **just delete the template.**



Contact Us
 AKDesigns Boutique

CustomerService@AKDesignsBoutique.com
www.akdesignsboutique.com

Copyright 2010




























#1361 Entwined 3 Letter Monogram – 1" & .7"

Key:

S – Stitch Count
C – # of Colors
H – Height
W – Width

File Name Key

Middle – Letters for the middle of the monogram
Side – Letters for the right & left side of the monogram
Example: #1361EntwinedMonogram1inMiddleL = Middle L

 <p>S 1100 C 1 H 1.00 W 1.04</p> <p>#1361EntwinedMc</p>	 <p>S 1482 C 1 H 0.99 W 1.04</p> <p>#1361EntwinedMc</p>	 <p>S 1532 C 1 H 1.00 W 1.06</p> <p>#1361EntwinedMc</p>	 <p>S 1033 C 1 H 1.00 W 1.04</p> <p>#1361EntwinedMc</p>	 <p>S 1478 C 1 H 1.00 W 1.05</p> <p>#1361EntwinedMc</p>
 <p>S 1320 C 1 H 1.00 W 1.05</p> <p>#1361EntwinedMc</p>	 <p>S 1479 C 1 H 1.00 W 1.05</p> <p>#1361EntwinedMc</p>	 <p>S 1457 C 1 H 1.00 W 1.05</p> <p>#1361EntwinedMc</p>	 <p>S 1381 C 1 H 1.00 W 1.04</p> <p>#1361EntwinedMc</p>	 <p>S 1551 C 1 H 0.99 W 1.05</p> <p>#1361EntwinedMc</p>
 <p>S 1454 C 1 H 1.00 W 1.04</p> <p>#1361EntwinedMc</p>	 <p>S 1094 C 1 H 0.98 W 1.00</p> <p>#1361EntwinedMc</p>	 <p>S 1462 C 1 H 0.99 W 1.05</p> <p>#1361EntwinedMc</p>	 <p>S 1478 C 1 H 1.00 W 1.04</p> <p>#1361EntwinedMc</p>	 <p>S 1372 C 1 H 1.00 W 1.04</p> <p>#1361EntwinedMc</p>
 <p>S 1218 C 1 H 1.00 W 1.01</p> <p>#1361EntwinedMc</p>	 <p>S 1541 C 1 H 1.00 W 1.04 11/9/2011 V 4.0</p> <p>#1361EntwinedMc ART</p>	 <p>S 1427 C 1 H 1.00 W 1.05</p> <p>#1361EntwinedMc</p>	 <p>S 1649 C 1 H 1.00 W 1.07</p> <p>#1361EntwinedMc</p>	 <p>S 1097 C 1 H 0.99 W 1.04</p> <p>#1361EntwinedMc</p>
 <p>S 1189 C 1 H 0.99 W 1.05</p> <p>#1361EntwinedMc</p>	 <p>S 1256 C 1 H 0.99 W 1.02</p> <p>#1361EntwinedMc</p>	 <p>S 1582 C 1 H 0.99 W 1.04</p> <p>#1361EntwinedMc</p>	 <p>S 1342 C 1 H 0.99 W 1.05</p> <p>#1361EntwinedMc</p>	 <p>S 1405 C 1 H 0.99 W 1.05</p> <p>#1361EntwinedMc</p>



#1361 Entwined 3 Letter Monogram – 1" & .7"

Key:


S – Stitch Count
C – # of Colors
H – Height
W – Width

File Name Key

Middle – Letters for the middle of the monogram

Side – Letters for the right & left side of the monogram

Example: #1361EntwinedMonogram1inMiddleL = Middle L

 #1361EntwinedMc S 984 C 1 H 1.01 W 1.04	 #1361EntwinedMc S 512 C 1 H 0.66 W 0.43	 #1361EntwinedMc S 520 C 1 H 0.66 W 0.45	 #1361EntwinedMc S 333 C 1 H 0.66 W 0.42	 #1361EntwinedMc S 484 C 1 H 0.66 W 0.46
 #1361EntwinedMc S 423 C 1 H 0.67 W 0.40	 #1361EntwinedMc S 486 C 1 H 0.66 W 0.42	 #1361EntwinedMc S 387 C 1 H 0.67 W 0.40	 #1361EntwinedMc S 581 C 1 H 0.66 W 0.45	 #1361EntwinedMc S 426 C 1 H 0.66 W 0.40
 #1361EntwinedMc S 425 C 1 H 0.67 W 0.40	 #1361EntwinedMc S 566 C 1 H 0.66 W 0.45	 #1361EntwinedMc S 468 C 1 H 0.66 W 0.44	 #1361EntwinedMc S 617 C 1 H 0.66 W 0.51	 #1361EntwinedMc S 525 C 1 H 0.66 W 0.41
 #1361EntwinedMc S 283 C 1 H 0.66 W 0.42	 #1361EntwinedMc S 403 C 1 H 0.66 W 0.40	 #1361EntwinedMc S 332 C 1 H 0.66 W 0.42	 #1361EntwinedMc S 529 C 1 H 0.66 W 0.45	 #1361EntwinedMc S 428 C 1 H 0.66 W 0.42
 #1361EntwinedMc S 393 C 1 H 0.66 W 0.41	 #1361EntwinedMc S 454 C 1 H 0.66 W 0.41	 #1361EntwinedMc S 506 C 1 H 0.66 W 0.41	 #1361EntwinedMc S 642 C 1 H 0.66 W 0.46	 #1361EntwinedMc S 440 C 1 H 0.66 W 0.41
 #1361EntwinedMc S 454 C 1 H 0.66 W 0.40	 #1361EntwinedMc S 437 C 1 H 0.66 W 0.41	 #1361EntwinedMc S 780 C 3 H 1.60 W 2.28		