



#312 Simple Applique Font – 2"

Key:

S – Stitch Count

C – # of Colors

H – Height

W – Width

Instructions Specific to this Applique Font:

- **Letter Layering Tip** – When combining/merging the letters keep in mind the order that you want them to stitch if you are layering them like the “Trick or Treat” example. Here’s the stitch order for the example shown below: tkcir or tetar
- **Trimming** - This step is going to vary a little every time you stitch these letters. You trim as close or as far away from the cutting line that you want. Just remember, there’s no zig zag tack-down stitch or final satin stitch to cover up the edges.
- **Preparing Applique Fabric** – depending on the look you’re after and the type of fabric that you’re using, this can be handled 2 different ways:
 - If you **DO NOT WANT** the edges of the exposed fabric to fray, you’ll want to use a good fusible interfacing on the applique fabric before stitching.
 - If you **WANT** the edges of the exposed fabric to fray, don’t apply fusible interfacing.
- Use small embroidery scissors [like our Belmont 3.5” or our Squeezers] to easily cut out the “holes” in the letters.
- See our **Raw Edge Applique Instructions** on the Helpful Tips & Docs page on the website for more detailed information on working with applique designs with exposed edges.





#312 Simple Applique Font – 2"


























Key:

S – Stitch Count

C - # of Colors

H - Height

W – Width

 <p>S 455 C 3 H 1.75 W 1.29</p> <p>312SimpleApplique</p>	 <p>S 337 C 3 H 1.74 W 1.09</p> <p>312SimpleApplique</p>	 <p>S 464 C 3 H 1.75 W 1.18</p> <p>312SimpleApplique</p>	 <p>S 549 C 3 H 1.74 W 1.14</p> <p>312SimpleApplique</p>	 <p>S 400 C 3 H 1.75 W 1.22</p> <p>312SimpleApplique</p>
 <p>S 494 C 3 H 1.75 W 1.13</p> <p>312SimpleApplique</p>	 <p>S 465 C 3 H 1.74 W 1.13</p> <p>312SimpleApplique</p>	 <p>S 324 C 3 H 1.75 W 1.09</p> <p>312SimpleApplique</p>	 <p>S 600 C 3 H 1.75 W 1.17</p> <p>312SimpleApplique</p>	 <p>S 469 C 3 H 1.73 W 1.15</p> <p>312SimpleApplique</p>
 <p>S 435 C 3 H 1.30 W 1.22</p> <p>312SimpleApplique</p>	 <p>S 546 C 3 H 1.72 W 1.77</p> <p>312SimpleApplique</p>	 <p>S 535 C 3 H 1.92 W 1.38</p> <p>312SimpleApplique</p>	 <p>S 713 C 3 H 1.71 W 1.52</p> <p>312SimpleApplique</p>	 <p>S 311 C 3 H 1.28 W 1.10</p> <p>312SimpleApplique</p>
 <p>S 439 C 3 H 1.83 W 1.48</p> <p>312SimpleApplique</p>	 <p>S 545 C 3 H 1.91 W 1.38</p> <p>312SimpleApplique</p>	 <p>S 546 C 3 H 1.72 W 1.67</p> <p>312SimpleApplique</p>	 <p>S 368 C 3 H 1.29 W 1.12</p> <p>312SimpleApplique</p>	 <p>S 633 C 3 H 1.72 W 1.48</p> <p>312SimpleApplique</p>
 <p>S 424 C 3 H 1.90 W 1.07</p> <p>312SimpleApplique</p>	 <p>S 537 C 3 H 1.71 W 1.37</p> <p>312SimpleApplique</p>	 <p>S 735 C 3 H 1.77 W 1.27</p> <p>312SimpleApplique</p>	 <p>S 539 C 3 H 1.82 W 1.68</p> <p>312SimpleApplique</p>	 <p>S 544 C 3 H 1.88 W 1.46</p> <p>312SimpleApplique</p>

Contact Us
AKDesigns Boutique

CustomerService@AKDesignsBoutique.com

www.akdesignsboutique.com

Copyright 2010



#312 Simple Applique Font – 2"

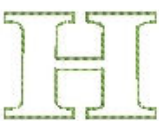






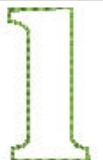

















Key:

S – Stitch Count

C - # of Colors

H - Height

W – Width

 S 709 C 3 H 1.71 W 1.86 312SimpleApplique	 S 354 C 3 H 1.90 W 0.72 312SimpleApplique	 S 349 C 3 H 1.69 W 0.86 312SimpleApplique	 S 488 C 3 H 2.41 W 0.87 312SimpleApplique	 S 429 C 3 H 1.78 W 1.24 312SimpleApplique
 S 484 C 3 H 1.89 W 1.42 312SimpleApplique	 S 642 C 3 H 1.73 W 1.79 312SimpleApplique	 S 304 C 3 H 1.90 W 0.73 312SimpleApplique	 S 434 C 3 H 1.72 W 1.44 312SimpleApplique	 S 709 C 3 H 1.26 W 2.13 312SimpleApplique
 S 799 C 3 H 1.73 W 2.11 312SimpleApplique	 S 443 C 3 H 1.25 W 1.41 312SimpleApplique	 S 619 C 3 H 1.74 W 1.77 312SimpleApplique	 S 356 C 3 H 1.28 W 1.23 312SimpleApplique	 S 458 C 3 H 1.82 W 1.63 312SimpleApplique
 S 565 C 3 H 1.78 W 1.36 312SimpleApplique	 S 510 C 3 H 1.73 W 1.45 312SimpleApplique	 S 535 C 3 H 1.79 W 1.38 312SimpleApplique	 S 600 C 3 H 2.25 W 1.63 312SimpleApplique	 S 402 C 3 H 1.26 W 1.07 312SimpleApplique
 S 581 C 3 H 1.72 W 1.74 312SimpleApplique	 S 397 C 3 H 1.31 W 0.99 312SimpleApplique	 S 549 C 3 H 1.82 W 1.28 312SimpleApplique	 S 296 C 3 H 1.62 W 0.88 312SimpleApplique	 S 454 C 3 H 1.72 W 1.48 312SimpleApplique



#312 Simple Applique Font – 2"













Key:

S – Stitch Count

C - # of Colors

H - Height

W – Width

 <p>S 444 C 3 H 1.31 W 1.47</p> <p>312SimpleApplique</p>	 <p>S 574 C 3 H 1.77 W 1.77</p> <p>312SimpleApplique</p>	 <p>S 362 C 3 H 1.25 W 1.32</p> <p>312SimpleApplique</p>	 <p>S 462 C 3 H 1.75 W 1.76</p> <p>312SimpleApplique</p>	 <p>S 509 C 3 H 1.24 W 1.93</p> <p>312SimpleApplique</p>
 <p>S 694 C 3 H 1.75 W 2.53</p> <p>312SimpleApplique</p>	 <p>S 474 C 3 H 1.23 W 1.29</p> <p>312SimpleApplique</p>	 <p>S 652 C 3 H 1.74 W 1.77</p> <p>312SimpleApplique</p>	 <p>S 487 C 3 H 1.73 W 1.32</p> <p>312SimpleApplique</p>	 <p>S 499 C 3 H 1.73 W 1.72</p> <p>312SimpleApplique</p>
 <p>S 369 C 3 H 1.22 W 1.08</p> <p>312SimpleApplique</p>	 <p>S 489 C 3 H 1.73 W 1.51</p> <p>312SimpleApplique</p>			